

The Conservationist



PPTU.org

Potomac-Patuxent Chapter Trout Unlimited

Apr 2018 • Published monthly except June, July, August and December

“Fly Tying Extravaganza”

April 18th, 2018
3rd Time’s a Charm?

Hopefully the 3rd time is a charm for our Fly Tying Extravaganza meeting! The weather beat us down the first 2 attempts. This meeting is one of the highlights of the year so we wanted to make sure you get to see it.

Swing by the Schweinhaut Senior Center, 1000 Forest Glen Road, Silver Spring, MD on Wednesday night, April 18th at 7:00 PM when the Potomac Patuxent Chapter of Trout Unlimited will host for your enjoyment our annual fly tying demonstration.

Bonus! Great materials – cheap! This meeting also provides you with the opportunity to “stock up” on items you may have been looking for or need for that fly you’re about to tie. Before hitting the fly shop or ordering on line, stop by our materials table and peruse all the great items we have available: capes, fur, feathers, hooks, etc., all at steeply discounted prices to help fill your tying bench. Most items only require a simple donation by you!

Make sure to wander around and visit each of our volunteer tiers as they pass along their skills and knowledge while demonstrating flies you can use on our local streams to catch fish. Take home a fly pattern recipe and don’t miss this opportunity to shorten your learning curve while you move closer to the elusive goal of mastering this special art of fly tying.

– *Alan Burrows*



Monthly Chapter Meetings

Time and Day: 7:00 PM, Third Wednesday except June, July, August and December
Place: Margaret Schweinhaut Senior Center, 1000 Forest Glen Road, Silver Spring, MD 20901
DIRECTIONS TO THE SENIOR CENTER
From Capitol Beltway: North on Georgia Avenue (Rte. 97). First Right on Forest Glen Road, then go past Holy Cross Hospital and across Sligo Creek Parkway. The Center is on the right.

Visit our website: www.pptu.org

OFFICERS and DIRECTORS 2017 – 2018

President: Alan Burrows: president@pptu.org
Past-President: Bob O'Donnell
Vice-President: Position Open
Treasurer: Bob Kaiser
Secretary: Patrick Masler
Directors: Ken Bowyer
Rachel Dagovitz
Randy Dwyer
Marci LeFevre
Karan Singh
Chuq Yang

Committee Chairs:

Fundraising: Rachel Dagovitz
Forum Moderator: Chuq Yang
Librarian: Lou Reichel
Mentor Program: Ken Bowyer
Membership Secretary: Jay Sheppard
Conservationist Editor: Bob O'Donnell
Outings: Lou Reichel: outings@pptu.org
Speakers Program: Karan Singh
Conservation Advocacy: Jim Keil
Project Healing Waters: Larry Vawter
Carl Smolka
Publicity: Bob O'Donnell
Raffles: Bob Kaiser
Trout in the Classroom: Alan Burrows:
Chuck Dinkel
Water Quality: Carl Smolka
Webmaster: Ken Bowyer
Steve Fletcher
Youth Program: Chuq Yang

Stream Committees:

Paint Branch: Joe Robinson
Northwest Branch: Joe Robinson
Middle Patuxent: Bryan Sirotkin
Patuxent: Jay Sheppard

Mid Atlantic Council Delegates:

Alan Burrows
Bob Dietz
Jim Greene
Marc Hutzell
Lou Reichel
Carl Smolka
Nick Weber: Secretary

Contact Us:

mail@pptu.org

Presidents' Column - Alan Burrows



“Trout in the Classroom –
A chance to make a Difference

For you old pros it is that time again. For those of you who are new, here is a great opportunity to make a difference in kid's lives and introduce many of them to nature, the environment and the importance of clean, cold fishable water. From the last two weeks of April through the first full week of June we will be doing fingerling release events in several locations. Both the Southern Maryland and Howard County schools will have field days to release into the Little or Middle Patuxent. Montgomery County Schools will release into Little Seneca Creek in Boyds, MD.

Release events are all different, however a normal event would have the volunteers setting up at 9:00 or 9:30 am. The bus(s) arrive at about 10:00. The kids divide up into 5 – 7 groups and rotate around the same number of stations. We need volunteers to staff stations that may include fingerling release, stream sampling (macro-invertebrate id), fly tying demos and fly casting instruction. Each station rotation has kids for 20 – 30 minutes.

OK I can hear the grumblings now. ***“I'm not good at macro ID”***. Well these kids are worse and they will have a chart to help them ID the macros. All the volunteer needs to do is help find them and answer questions. ***“How do you expect someone to teach a kid to fly cast in 20 minutes”***. We don't, but they will have a chance to try their hand at it and you would be amazed at how good some of these kids can be. ***“What do I have to do if I manage the release of fingerlings?”*** Talk about the challenges for the fingerlings to find a place to hide and to find fish. Talk about where they hide and how they are camouflaged. Talk about what they eat and how they find it. Keep count of the fish. It's really pretty simple. ***“This would require me to take time off from work.”*** Yes, it does. Some employers encourage employees to participate in community service opportunities. Sometimes it will cost ½ to 1 day of personal time, but it will give you a chance to impact 50 – 150 kids and to stress to them the importance of clean cold fishable water and how the

trout is like a canary in a mine shaft, a clear signal of clean cold water. *“I don’t work well with kids.”* I’ve heard that one too many times. Maybe you are not passionate about kids but you are passionate about trout. Just talk about your passion. Its pretty easy and there are parents around to keep the kids in line. *“Who will help me get set up and get started?”* We are fortunate to have many regular volunteers who will help. Our team leaders for Southern Maryland (Tim Hanson), Howard County (Bryan Sirotkin), and Montgomery County (me and Sonny Bell) will get you started at your station and be available if you need help. *“When do you need help?”* By the time you read this, all three release schedules should be posted on our web site along with whom to contact for each area.

OK, no more excuses. Come on out and spend a ½ a day playing with the kids who will hopefully be following in your footsteps and become members and supporters of Trout Unlimited. Us old guys can’t be expected to hold the standard forever. We need to encourage the youth of today to become the guardians of clean, cold fishable water in the future. Oh, and then you can fish the rest of the day!!!!

Until next month, tight lines!

Alan Burrows
President, PPTU



PPTU Mentor Program Beginners & Beyond

Ken Bowyer provides one-on-one streamside fly fishing instruction to PPTU members. Participants must show commitment by having waders or hip boots, a rod and reel outfit, and leader. Discussions will include equipment, knots, casting, flies, dry fly and nymphing techniques, entomology, reading water, conservation, etc. at nearby streams. Instruction will be tailored to individual needs. Members who have not made an **Annual Supporting Contribution (ASC)** will be asked to contribute \$20.



Contact Ken at 301-627-7154 or by E-mail:
kenbowyer@verizon.net 🌻

Tackle and Tactic Tips – Covering the Water - Jay Sheppard

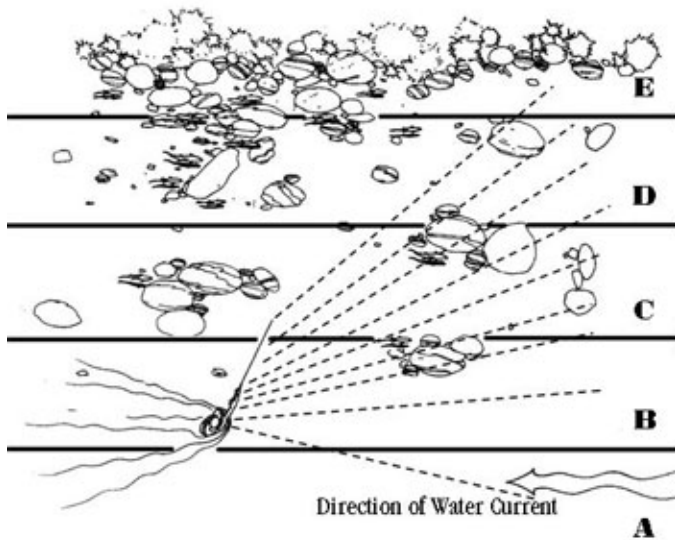
Spring is here! Hatches are starting in earnest. Unless one has a few rising trout with which to work, the fly fisher is faced with trying to discover where the trout are holding for food to drift past. There are any number of ways to "cover the water" when searching for trout that are not regularly rising. Some methodical method is needed to covering all the water with a dead-drifted dry fly or nymph with little wasted time and effort. I see about 60–75% of my strikes on the first cast, maybe 20% on the second and very few on the third or later presentations over a non-rising trout. So I make no more than two good passes or floats over the same spot with the same fly where a trout might be lurking. Any more than that and I am wasting time that could be better spent on moving and casting to new holding water.

First, I pick a future path up the stream where I will likely walk. For example, I tend to hug the insides of bends where the water is typically the slowest and transports the least amount of food; this side normally has the fewest holding trout. On larger

ivers (e.g., Gunpowder, Yough), you have to get out in the middle to just cover some of the water. My first cast is directly upstream from my initial position standing in the stream. This covers the water I will eventually walk through. This very first cast may be



only 15–20 feet long, including the leader. Using the same amount of fly line, I make my next cast about 2 feet to the right or left of the previous. This first series is to cover all the water with the same amount of line, and all presentations are allowed to drift until they run out of line, start dragging, or otherwise are not over likely holding water. Each successive cast in this first series is made 2 feet to the right or left of the previous cast. Special attention is made to get the fly to drift with the foam bubbles or other clearly demarcated lines of drift. Essentially I have divided the typical stream into approximately 2-foot wide



drift lanes and tried to make one good presentation into each before moving to the one to the left or right of that. Once I start casting to the right or left of that first cast, I keep going to that side. The final casting direction is at right angles to the current and aimed at the shore line. After completing the series to one

side, I return and cast 2 feet to the opposite side, if there is holding water to that side of that very first cast. This separation of each cast by 2 feet is only a starting point; if the water is fast or other conditions indicate, I may shorten this spacing to a little more than a foot. If the water is slow and deep, I may even widen the spacing to 2.5 or 3 feet.

I have not yet started to move from this first spot. My next step is to then extend the amount of fly line I am casting by about 1 to 2 times the length of the leader. I return to the first cast direction—straight up the stream from me. Using the new length of line, I keep casting to successive 2-foot wide feeding lanes to the right (or left) until I have covered all the water to the right and left of my first cast. On this second series of casts the fly is allowed to drift only about twice the length of the leader. If this length of fly line is still not the choice for that stream, fly and other conditions, then extend additional line and repeat another series. For most of my trout fishing I am casting perhaps 20–25' of line and maybe 10' of leader, although the actual cast is made to land much closer to provide more S-curves in the leader for drag-free floats.



When I have found the optimum amount of line to cast my fly, then I start walking up the stream. This is done while I am casting to my 2-foot wide feeding lanes. I move at a near continuous rate of only a few inches or so for each step. The idea is to slowly move upstream so that when I return to the “first cast” direction (straight upstream) I will have moved myself upstream about one length of my leader. Some simple math to illustrate what I am doing: the river is 40 feet wide. I expect to make about 20–25 casts at about 2-foot intervals across the stream, and I will want to move up about 8–10' while making all those casts. Each step will average about 5" long and be made very slowly: about one step with

every cast. When I return to my first cast direction that cast will now land about 8–10 feet further upstream than the previous one in that lane. The same will hold for all the other casts. Each cast will, therefore, be about 8–10 feet upstream of the previous one into that particular feeding lane. By slowly moving upstream, I do not disturb trout with loud sloshing noises or with large waves. Constant tiny waves and little noise from my movements are far better for stalking trout.

The key is to use the same amount of line on ALL casts while slowly moving up the stream, and to make each cast land about 2 feet over from the first. All drifts are ONLY about twice the length of the leader, so each trout is effectively exposed to two drifts of that dry fly. I allow nymphs to drift a bit further, as they take time to get down to the feeding level of the trout. There is no need to let the fly drift any further down the stream once you start moving upstream. Also, using this approach means that trout are not being exposed to the fly line FIRST—they see only the fly and the leader on the first cast into their lane. If you were to start your casts at a right angle to the flow and move each cast upstream towards the direction of being straight above you, the line will be landing on top of trout in the closer "lanes" that have not yet seen the fly. This is a fast and effective fishing strategy to "cover the water" when there is no obvious or only sporadic surface activity. (reprinted from Sept. 2003 Conservationist)

If you spot poaching please place a call to the

Catch a Poacher Hotline

At

1-800-635-6124



Add this number to your cell phone contact list!



Patuxent Report

- Jay Sheppard

The Middle Patuxent Delayed Harvest section and the upper main Patuxent River (no kill, flies & lures only) above Triadelphia Reservoir have been float stocked with 900 and 2700 trout, respectively. The final batch will be stocked in early April as this issue is being sent out. So what are you waiting for?? Go fishing!!

Everyone is reminded, there has been no stocking of any trout downstream of Brighton Dam (e.g., Haviland Mill area). We hope to resume stocking this section again in 2 years.

Please report any poaching activity. Carry a cell phone in a zip-lock and have the NRP hot line stored therein: **800-635-6124**. PPTU members and friends have spent a lot of time and sweat stocking our streams and do not want to see the trout removed illegally!! Protect our resources!

"To go fishing is the chance to wash one's soul with pure air, with the rush of the brook, or with the shimmer of sun on blue water. It brings meekness and inspiration from the decency of nature, charity toward tackle-makers, patience toward fish, a mockery of profits and egos, a quieting of hate, a rejoicing that you do not have to decide a darned thing until next week. And it is discipline in the equality of men - for all men are equal before fish."

~ Herbert Hoover

PPTU Beer Tie

- PPTU

Every 2nd Monday of each month. Old Line Wine Spirits and Bistro is our host. Stop by and check us out and try your hand at fly tying. We always have an extra vice and tools available for the curious or new tier.

**Old Line Fine Wine,
Spirits and Bistro**

11011 Baltimore Ave.
Beltsville, MD 20705



<http://www.oldlinewine.com/>

Lefty Kreh Passes Away - PPTU



Born: February 26, 1926, Frederick, MD
Died: March 14, 2018

For more than 50 years as an outdoor writer and fly fishing instructor, Lefty Kreh has touched more lives and converted more people to fly fishing than anyone ever has or ever likely will. He has truly been a servant to the fly fishing community, having given selflessly with his teaching skills, innovations and humor, and adding immeasurably to the level of enjoyment and satisfaction that many of us have experienced from the sport of fly fishing.



Lefty's Deceiver

<https://howtoflyfish.orvis.com/fly-tying-videos/salt-bass-streamer-flies/647-leftys-deceiver>

Lefty's writing career began part-time in 1952 with a newspaper outdoor column and has progressed to include articles in many of the major outdoor publications and fly fishing periodicals. He has authored, collaborated on, or contributed to more than 20 books. Some of the most notable and most recent are: Fly Fishing in Salt Water, Fishing the Flats, Lefty's Little Library, Lefty Kreh's Longer Fly

Casting, Lefty Kreh's Ultimate Guide to Fly Fishing, Lefty Kreh's Presenting the Fly and Basic Fly Fishing: All the Skills and Gear You Need to Get Started. His DVDs include Lessons with Lefty, The Best of Lefty's Tips and Lefty Kreh on Fly Casting, but his Blu-ray, The Complete Cast, is arguably the best around.

Lefty will surely be missed. To read more about Lefty, check out these links.

https://en.wikipedia.org/wiki/Lefty_Kreh

<http://www.flyfisherman.com/news/lefty-kreh/>

Shop Amazon Smile! - PPTU




Don't forget to shop Amazon Smile! Add the *Potomac-Patuxent Chapter* as your charity of choice to your Amazon account. If your company purchases through Amazon, ask them to help support us as well. Its free money to the chapter.

Fly Fishing 101 Class – Thank You! - Carol Stevenson Chesapeake Women Anglers (CWA)

We must have had a little luck left over from St. Patrick's Day when we held our third annual fly fishing clinic on 18 March with the Potomac-Patuxent Chapter of Trout Unlimited (PPTU). The whole day was sunny, bright and beautiful – not a cloud in the sky and almost no wind. Perfect for teaching casting. This year we had an amazing

turnout of participants. Fifteen people attended the clinic along with five instructors so everyone had lots of hands-on training. Our representation from CWA included Jean Kahl and Carol Stevenson as instructors along with Katherine and Frank Farley who made sure the clinic ran smoothly from planning stage until the last cast.



This year, we were able to book a classroom at the National Wildlife Visitors Center in the Patuxent Research Refuge in Laurel, Maryland. We couldn't have chosen a better place or more helpful staff to assist us at the center. The volunteers at the center even cheerfully scrambled to provide more tables and chair for our group when we realized, much to our delight, that we had more participants than we expected. The classroom accommodations were very comfortable for our presentations on fly fishing tackle, knot tying, and entomology.

CWA extends heartfelt thanks to PPTU for making this clinic such a success again this year. CWA members are grateful to have the good folks at PPTU as partners in recruiting and teaching fly fishing. Not only are Bob O'Donnell, Alan Burrows,

and Bob Kaiser superb instructors, they are also strongly committed to reaching out to the community to find and mentor new enthusiasts who will be the future of fly fishing.



Yellowstone Felt Sole Boot Ban - Jim Keil

Protect Yellowstone from aquatic invasive species.

MAMMOTH HOT SPRINGS, WY - Aquatic invasive species (AIS) could have devastating ecological, economic, and recreational impacts on Yellowstone National Park. They are costly to manage and extremely difficult to eradicate. Due to the urgent need to prevent these destructive species from entering the park, felt sole waders and boots worn by anglers will be banned permanently starting in 2018.

Looking for Fish? - DNR Stockings

If you're looking at chasing fish, take a gander at the trout stockings Maryland DNR has done recently. Don't get in a rut and always hit the same water! Check some new locations out and see how the fishing is across the state.

For a complete listing of Spring stockings and exact numbers just visit this link:

http://dnr.maryland.gov/fisheries/Documents/2018_trout_stock_sched.pdf

Allegany County:

- Town Creek, 2,700 rainbow trout
- Evitts Creek, 900 golden and rainbow trout
- Jennings Run, 1,100 golden and rainbow trout
- North Jennings Run Watershed, 300 golden and rainbow trout
- Wills Creek, 900 golden and rainbow trout

Baltimore County:

- Patapsco River, (Daniels), 1,800 golden and rainbow trout

Carroll County:

- Morgan Run, 900 rainbow trout

Charles County:

- Hughesville Pond, 75 golden/rainbow trout

Frederick County:

- Brunswick Pond (2/day): 450 golden and rainbow trout
- Middletown Community Pond: 550 golden and rainbow trout
- Cunningham Falls Lake: 1,250 rainbow trout
- Urbana Lake: 450 golden and rainbow trout
- Middle Creek: 900 golden/rainbow trout
- Catoctin Creek (Catoctin Creek Park), 900 rainbow trout
- Catoctin Creek, (Doubs Meadow), 200 rainbow trout
- Fountain Rock Park Pond, 200 golden and rainbow trout
- Frank Bentz Pond, 200 rainbow trout

Garrett County:

- Broadford Lake: 900 golden and rainbow trout
- Glades Park (Youth and Blind): 250 golden and rainbow trout
- Herrington Creek: 250 golden and rainbow trout
- Herrington Lake: 900 golden and rainbow trout
- Little Youghiogheny River: 1,800 golden and rainbow trout

Howard County:

- Middle Patuxent River, 450 brown trout
- Elkhorn Lake, 750 golden/rainbow trout

Montgomery County:

- Patuxent River, 1,550 brown trout

Washington County:

- Antietam Creek, 450 golden/rainbow trout
- Licking Creek, 450 golden and rainbow trout
- Lower Beaver Creek, 450 golden and rainbow trout
- South Branch Patapsco River (River Road), 400 golden/rainbow trout



Destination Trip to Patagonia, Argentina - Rachel Dagovitz


If you missed it in the last issue we have planned a fantastic destination trip that will take you to Patagonia to fish for large sea run trout and resident brown trout on the Rio Gallegos and Rio Penitente rivers. Six days of fishing, glorious meals and exotic scenery. I have been twice and it is great fishing with easy wading and river access.

For more information contact:

Rachel Dagovitz,
<mailto:racheldagovitz@hotmail.com>

Members Catch - TroutWrangler

One day Spring will be here. Folks are still fishing through the weather.




Contributions should be sent to the Editor as plain text in an email or as an MS Word.doc attachment. The deadline for submissions is the twelfth (12th) day of the month prior to the month of publication.

Editor: Bob O'Donnell

Phone: 410-733-0638

Email: TroutWrangler@yahoo.com



Fly Fishing Techniques

It is time to get out on the water and start practicing your casting and delivery techniques. If you don't already subscribe to it, Midcurrent offers a lot of information for the fly fisher. This is just a short tidbit of the info you'll find on the site. Enjoy!

<https://midcurrent.com/videos/techniques/>



Return Address:
Potomac-Patuxent Chapter TU
P.O. Box 2865
Wheaton, MD 20915