

The Conservationist



PPTU.org

Potomac-Patuxent Chapter Trout Unlimited

May 2018 • Published monthly except June, July, August and December

“Special Guest Instructor & Speaker: Dusty Wissmath”

**Dusty Wissmath’s Fly Fishing School & Guide Service
(Carlisle, PA)
May 16th, 2018**

Our May 16th meeting will be a little different: We’ll be starting at 6:30pm so that Dusty Wissmath can provide us with a one-hour group casting clinic before the main meeting. Bring your rod and meet at the Senior Center around 6:15 before Dusty arrives, and we’ll move over to the adjacent field for the clinic.

Dusty will also be speaking to us about fly fishing the greater Yellowstone ecosystem, where he frequently guides and teaches.

About Dusty: Dusty began fly fishing when he was eight years old. In the early ‘70’s he began instructing and guiding in Wyoming while working on a degree in Wildlife Biology. Following graduate school, Dusty lived in Jackson, Wyoming, tying flies commercially and guiding on the Snake, Firehole, Madison and Yellowstone Rivers. After working as a Biologist in Wyoming and East Africa, Dusty started his fly-fishing school and guide service in the mid-‘90’s.

Dusty is a member of the Board of Governors of the International Federation of Fly Fishers as well as an IFFF Certified Casting Instructor. He’s also a Simms Guide / Ambassador and a member of Scott Fly Rods, Hatch Reels, ARC Fishing & Hyde Drift Boat Pro Staffs. Dusty has served as the lead instructor at the L.L. Bean Fly Fishing School in Virginia, and still teaches at the Wulff School of Fly Fishing in upstate New York. Dusty writes about fly fishing and is a photographer for a number of fly fishing and outdoors publications.

– *Karan Singh*

Monthly Chapter Meetings

Time and Day: 7:00 PM, Third Wednesday except June, July, August and December
Place: Margaret Schweinhaut Senior Center, 1000 Forest Glen Road, Silver Spring, MD 20901
DIRECTIONS TO THE SENIOR CENTER
From Capitol Beltway: North on Georgia Avenue (Rte. 97). First Right on Forest Glen Road,
then go past Holy Cross Hospital and across Sligo Creek Parkway. The Center is on the right.

Visit our website: www.pptu.org

OFFICERS and DIRECTORS 2017 – 2018

President: Alan Burrows: president@pptu.org
Past-President: Bob O'Donnell
Vice-President: Position Open
Treasurer: Bob Kaiser
Secretary: Patrick Masler
Directors: Ken Bowyer
Rachel Dagovitz
Randy Dwyer
Marci LeFevre
Karan Singh
Chuq Yang

Committee Chairs:

Fundraising: Rachel Dagovitz
Forum Moderator: Chuq Yang
Librarian: Lou Reichel
Mentor Program: Ken Bowyer
Membership Secretary: Jay Sheppard
Conservationist Editor: Bob O'Donnell
Outings: Lou Reichel: outings@pptu.org
Speakers Program: Karan Singh
Conservation Advocacy: Jim Keil
Project Healing Waters: Larry Vawter
Carl Smolka
Publicity: Bob O'Donnell
Raffles: Bob Kaiser
Trout in the Classroom: Alan Burrows:
Chuck Dinkel
Water Quality: Carl Smolka
Webmaster: Ken Bowyer
Steve Fletcher
Youth Program: Chuq Yang

Stream Committees:

Paint Branch: Joe Robinson
Northwest Branch: Joe Robinson
Middle Patuxent: Bryan Sirotkin
Patuxent: Jay Sheppard


Mid Atlantic Council Delegates:

Alan Burrows
Bob Dietz
Jim Greene
Marc Hutzell
Lou Reichel
Carl Smolka
Nick Weber: Secretary

Contact Us:

mail@pptu.org

Presidents' Column - Alan Burrows



By the time you read this it will be glorious May. Maybe the finest fly fishing month in Maryland. Sulphurs on the Gunpowder. Hendricksons on the Savage. Mother's Day Caddis in a number of places and on top of it all, lots of trees and bushes in bud. What a simply beautiful place to angle for trout. Everyone go out and fish!

Your officers and board will be taking a break this summer. Hopefully we will all find some action on streams and rivers near and far. Karan Singh has taken over the speaker's chair, and I suspect that the September meeting might feature our spring and summer fishing excursions so everyone take pictures. I can't tell you how much everyone enjoys trout porn. I'm going to be in New Hampshire in June and Ireland in August and you can bet there will be a snapshot or two at the September meeting if I have any luck at all. Take some pictures and send them to Karan for his September slide show.

The flip side of glorious May is that it is the Trout in the Classroom release Month. We will be supporting 18 TIC releases this month. That means that we will need at least 216 volunteer hours in May alone. During that period we will interact with over 900 kids. That means we have 900 opportunities to pique someone's interest in cold, clean fishable water and trout. We will help them release their fish and talk to them about the importance of a good environment for their fingerlings. We may help them do a stream survey and show them mayflies, stoneflies, caddis pupa, and terrestrials. These are all things that identify a stream as healthy. We might give them their first opportunity to hold a fly rod and try to make a cast. We might show them the ancient art of creating fishing lures from feathers and fur. These are all fun things so think about giving up a mid-week day to help us with a release event and then get in a little fishing.

May also includes a youth fishing opportunity as does July. Please consider taking a day or two to help kids explore what so many of us love. It is important to give back and if we don't start to recruit our replacements then there will be no one to safeguard our streams, rivers and forests in the future.

I led a stream survey at a TIC release in April. While surveying the stream for macro-invertebrates before the kids arrived, the first thing I saw was a plastic bag caught on a limb and flagging in the water. At each rotation I had the kids identify what I had found, confirm that it was not good trout food, and should be appropriately recycled. In my mind I was imagining kids throughout their life time, fishing, picking up human trash and dealing with it correctly. Sure it was a New Year's Resolution to leave rivers and streams cleaner than when I found them, but it really gave me a lift to be able to stress to those 150 kids how important it was to leave the river cleaner than you found it.

Have a great May, enjoy the hatches and catch lots of fish.

Until next month, tight lines!


Alan Burrows
President, PPTU



PPTU Mentor Program Beginners & Beyond

Ken Bowyer provides one-on-one streamside fly fishing instruction to PPTU members. Participants must show commitment by having waders or hip boots, a rod and reel outfit, and leader. Discussions will include equipment, knots, casting, flies, dry fly and nymphing techniques, entomology, reading water, conservation, etc. at nearby streams. Instruction will be tailored to individual needs. Members who have not made an **Annual Supporting Contribution (ASC)** will be asked to contribute \$20.




Contact Ken at 301-627-7154 or by E-mail:
kenbowyer@verizon.net 

Tackle and Tactic Tips – Covering the Water - Jay Sheppard

This will be my last regular column in the Conservationist. Have been writing a regular column about trout fishing in this publication for about the last 30–35 years. Time for us to hear from our other members, of which many are both more literate and avid trout fishers than me. I hope they will consider contributing information on trout fishing that the membership will find useful. I will leave with a handful of tips.

Here is one thing you can practice: casting to a target under varying wind conditions and distances. Use a plate on your lawn as a target. From 20–35 feet away from the plate and at various angles and wind conditions, try to drop weighted and unweighted flies of various sizes on that plate. On a




stream you often have only a small target in which to drop the fly: too far in front and the drift will change before the fly gets to the trout or too close and you will spook it. After a practice cast, lay down the rod and walk along the line and leader; are they arranged as you wished them to be? On heavily fished streams one must often drop their dry fly in the bubbles, as the trout have learned 98% of their natural food floats down the river within those bubble lines and anything floating outside the bubbles may sting hard if they grab it! Look behind you as you are casting

to see if your practice casts are striking the ground. Learn how to do side casts from either side of your body and under various wind directions. Practice, practice, practice! The trout will give you your final test.

ALL Fly Fishers' AXIOM: Move your position OR change the fly; that is, do not stand and pound the same water to a froth with the same fly! Wade slowly but constantly—like a heron: maybe 1–2 feet upstream per minute, 4–6" per step? Slowest wading in flat or shallower water, faster permissible in deeper or faster water. Avoid wading in areas that are more likely to have food and cover—where the trout are. With chest waders you can kneel or sit on submerged or wet logs and rocks and SAVE more flies than with hipers—water always seems to be 1 inch over tops of hip boots, even on small streams!

OLD TIMERS' SECRET: The five most important factors to catching trout—(1) Presentation, (2) presentation, (3) presentation, (4) presentation, and (5) only THEN size, shape, and color of fly. Micro-drag kills a presentation: 'dead drift' means same motion as any flotsam on the surface—match the movement of the bubbles. Bubble lines are where the food drifts—cast there; clear areas are upwelling water = NO FOOD. Avoid casting fly LINE over the fish: just leader, if that.



OLD TROUT AXIOM: Energy expended must not be more than energy gained, IF I want to grow! Study the fish before you cast! What are they doing or not doing? Polarized sunglasses, binoculars... Trout surface feeding rates depend upon a range of factors: water temp, speed of flow, depth, and the size and density of the insects—the

last two are likely the most important; big bugs may not be taken if only rarely floating past.

I have a small pair of waterproof binoculars that come in handy on a stream. I can look across the water at bugs floating in a back eddy or even watch a particular trout select his next meal. The landing net I use is fine mesh for catch-and-release of the trout. As long as I do not try to 'scoop' a really small insect out of the air or off the water surface, I can usually collect a specimen or two for close examination. I let the floating insects drift into the stationary net. No one has to have a PhD in



entomology to learn a lot from this exercise. What size is each insect? What are its colors? Does it have wings and, if so, how are they held while at rest? Was it actively fluttering across the surface or floating pretty much with the current? Try to match the insect as much as possible with your fly selection. Some trout may not be taking this particular insect, but others might be. Most trout will be taking the most common insect where they are feeding and that is not always the largest or the one on the surface.

Lastly, learn where the trout food is flowing down a stream. See where the stream has cut deeper pools and runs. Trout are lazy. They want the most amount of food for the least amount of energy expended. They avoid fast water with little or no food, but will move into such water when there is an abundance of prey drifting through the fast water. Colder water means less insect activity. The water normally increases in temperature each day and



peaks in late afternoon, while it is coolest shortly after sunrise. Trout feed regardless of water temperature, but at a much slower rate in the coldest and hottest waters; that is, below about 42° or above 68°.

See you on the water!! Please leave a few uneducated trout for me to pester!



If you spot poaching please place a call to the

Catch a Poacher Hotline
At
1-800-635-6124



Add this number to your cell phone contact list!




Patuxent Report **- Jay Sheppard**

If we get reasonable, normal rainfall many of the trout we stocked several months ago in the upper Patuxent and Middle Patuxent should still be there—waiting for you to toss a fly or lure their way! Now is the super peak of insects and trout feeding activity. Sulphur mayflies will be hatching before the middle



of May and not stop until the middle of June on local waters. Beetles and inch worms, along with ants, are always good choices if nothing is hatching at the moment.

I like the upper Patuxent special trout management area. One of the main features is that one can find such remoteness so close to two major cities. The shortest distance between any two bridges for the river is like 2.5 miles of water. Howard Chapel and Hipsley Mill are separated by about 4 miles of water. There are plenty of dead falls and other 'large woody debris' in the stream. Very few sections are straight for more than a couple hundred feet. The numerous bends collect the woody debris or expose tree roots that offer lots of cover to the trout in their deeper pools. It is not an easy stream to fish with all the overhangs and tree-lined banks. If you can side or roll cast, you can do very well with your flies. The trout are not particularly picky. Give it a try. Explore! You might be pleasantly surprised!



"If people don't occasionally walk away from you shaking their heads, you're doing something wrong."

~ John Gierach

PPTU Beer Tie - PPTU

Every 2nd Monday of each month. Old Line Wine Spirits and Bistro is our host. Stop by and check us out and try your hand at fly tying. We always have an extra vice and tools available for the curious or new tier.

**Old Line Fine Wine,
Spirits and Bistro**
11011 Baltimore Ave.
Beltsville, MD 20705



<http://www.oldlinewine.com/>

What Employers Do for Non-Profits Like PPTU - Bob Kaiser

More than a few employers, both public and private sector, support non-profit organizations like PPTU through various means. These programs help us by expanding our conservation and educational missions. Check these out:

- Offer additional paid leave for volunteering. We've had several people take advantage of this to help stock our local rivers.
- Match employee donations. Usually up to some dollar limit, but your donation is potentially doubled if your employer uses this approach.
- Offer grants to non-profits for hours volunteered by employees. We were recently nominated for a \$300.00 grant by an employee.

Check with your personnel office or corporate giving office – there's a good chance one of these or other program is offered to encourage "doing good" by employees. PPTU is a 501(c)(3) and is a registered tax-exempt organization with the State of Maryland and the Internal Revenue Service. We can supply the necessary information to employers and employees who offer such benefits. Contact our treasurer treasurer@pptu.org for additional information.

Shop Amazon Smile! - PPTU



Don't forget to shop Amazon Smile! Add the *Potomac-Patuxent Chapter* as your charity of choice to your Amazon account. If your company purchases through Amazon, ask them to help support us as well. Its free money to the chapter.

Rising Fish Video - Bob O'Donnell

Rising fish can tend to look very similar after a while but for some reason it never gets old. I ran across this one and thought I would share. The music gives a bit of a "Zen" relaxing feeling.

<https://vimeo.com/164541565>

Don't forget your tippet! - PPTU Tips

After spending all winter tying the best hatch-matching patterns you've ever tied, investing in the best gear you can afford, and spending countless hours practice-casting on the lawn, there's no greater sensation than stalking and fooling the fish of a lifetime. On the other hand, there's no greater sorrow than watching that same fish swim off with your best-tied pattern because you failed to check the condition of your tippet—which is ironic, because that final length of light, wispy,



nearly invisible material is the last critical connection between you and your quarry.

Like your fly line, most tippet has a limited shelf life, and on the water, can become brittle, weak, or damaged, so it's important to change it after any indication it might be impaired. (Hint: if you gently run it through your fingers and you feel imperfections, it needs to be changed.)

Lots of Fish Out There! - DNR Stockings

Here's the next batch of recent stockings. Maryland DNR appears to be busy! Check some of these locations out and report back to the chapter with notes and photos.

http://dnr.maryland.gov/fisheries/Documents/2018_trout_stock_sched.pdf

Allegany County:

- Battie Mixon: 900 golden and rainbow trout
- Evitts Creek
- Georges Creek: 900 golden and rainbow trout
- Evitts Creek: 1,350 golden and rainbow trout
- Evitts Creek Ponds: 650 golden and rainbow trout
- Flintstone Creek: 900 golden and rainbow trout

Calvert County:

- Calvert Cliffs Pond: 150 golden and rainbow trout
- Hutchins Pond: 450 golden and rainbow trout

Carroll County:

- Beaver Run: 450 golden and rainbow trout
- Farm Museum Pond: 450 golden and rainbow trout
- Piney Run: 450 golden and rainbow trout



Howard County:

- Little Patuxent River: 1,700 golden and rainbow trout

Montgomery County:

- Patuxent River Laurel: 650 golden and rainbow trout

Prince George's County:

- Patuxen Cosca Lake: 450 golden and rainbow trout
- Greenbelt Lake: 450 golden and rainbow trout
- Lake Artemesia: 350 golden and rainbow trout
- Laurel Lake: 200 golden and rainbow trout
- Melwood Pond: 200 golden and rainbow trout
- School House Pond: 400 golden and rainbow trout

Washington County:

- Antietam Creek: 450 golden and rainbow trout
- Beaver Creek: 1,750 golden and rainbow trout
- Israel Creek: 450 golden and rainbow trout
- Licking Creek: 900 golden and rainbow trout
- Little Antietam Creek (Youth and Blind): 400 golden and rainbow trout
- Little Tonoloway Creek (Upper): 200 golden and rainbow trout

MAY – Slate of Elections Needs Your Vote - PPTU Board

May brings around our slate of elections to fill open positions within the chapter's board. There are several open positions to fill and just a few brave volunteers. We can always use more help. If interested in helping out the chapter, just let us know and come to the May meeting to participate.

Open Positions:

- Vice President – Open
- Director – Motti Tadmor (candidate)
- Director – George Opryszko (candidate)

Steelhead Outing to Lake Erie Tribs - Rachel Dagovitz

If you've ever wanted to go on a Steelhead outing with friends here's your opportunity!

Date: November 9-11, 2018

Description: Guided steelhead fishing in Erie PA tributaries. Fishing will be on public and/or private water. Arrive Friday evening at lodge and fish all day Saturday and Sunday until 3:30pm. Leave Sunday or stay overnight for an additional cost. Lodging is at Liars Den in East Springfield, PA. Lodging provides shared rooms for up to 4 people each.

<http://liarsdenlodge.wixsite.com/liars-den-lodge>

Guide service provided by Steelhead Alley Outfitters: www.steelheadalleyoutfitters.com

Trip includes the following:

- Lodging in shared accommodations
- Snacks for breakfast and guide-provided lunch. Guiding for two days, two people per guide
- Dinner on Saturday may be barbecue at the lodge or comparable dinner at restaurant

Skill level: You should have fly fishing experience and be able to wade.

Cost: \$575, non-refundable. Deposit \$75 to hold your place with full payment due Oct 1, 2018. We will return your payment, if we fill your spot. In case of weather problems, trip will be rescheduled after consulting with SAO guides.

Not included:

- Tip for guides
- Fishing license
- Dinner Friday
- Rods (Some loaner rods may be available)

For more information or to sign up please contact Rachel Dagovitz:

<mailto:racheldagovitz@hotmail.com>



Fundraiser - June 24th - Bob O'Donnell

Our chapter is co-hosting a fundraiser with The Mayfly Project, www.themayflyproject.com, at 7 Locks Brewery (Rockville), www.7Locksbrewing.com, on **June 24th**.

We invite you to join us for this “friend-raiser.” The funds that we raise at this event will be used to protect, restore and improve wild trout habitats. The Mayfly Project uses its funds to mentor foster youth through fly fishing. We will receive a portion of consumer purchases at the brewery, but an important part of this fund raiser will be sales from raffles and silent auction. We need your contributions.

Below find examples of donations for the event. Be creative. You don't have to be an expert to donate a service. Remember, this is a public event and not everyone fly fishes! Please include a recommended value of the item or service that you are donating. If you have questions or would like to discuss your donation please contact the POC for this event, Rachel Dagovitz at: racheldagovitz@hotmail.com

- Hand tied flies
- Donate new or very lightly used fly fishing equipment
- Donate a special skill/hobby
- Art work, antiques, etc.
- Gift baskets
- Gift cards

Be creative with your donations!



Members Catch - TroutWrangler

Spring is here! By the time you read this I'll be casting to trout on the Gunpowder River.



Contributions should be sent to the Editor as plain text in an email or as an MS Word.doc attachment. The deadline for submissions is the twelfth (12th) day of the month prior to the month of publication.

Editor: Bob O'Donnell
Phone: 410-733-0638
Email: TroutWrangler@Yahoo.com



Catskill Style Dry Fly

This is for those of you headed to the Catskill outing and additionally for those that may want to make the trip up to "Trout Town USA" one day soon. Enjoy!

Joe Fox of [Dette Trout](#) Flies in Roscoe, NY demonstrates how he ties a classic Catskill style Red Quill dry fly.

<https://www.youtube.com/watch?v=51K4XgJpfY8>



Return Address:
Potomac-Patuxent Chapter TU
P.O. Box 2865
Wheaton, MD 20915