

The Conservationist



PPTU.org

Potomac-Patuxent Chapter Trout Unlimited

May 2017 • Published monthly except June, July, August and December

“Safety While Fly Fishing” Michael Abramowitz May 17th, 2017

We all know how to fish, but what about dealing with getting home safe after a day on the water?

From the common sense items, wading safely, lightening, hypothermia, bites, injuries, to getting lost on the streams etc., Michael Abramowitz will take us step by step through a checklist of things you should know to make your next fishing trip an enjoyable, memorable, and safe one.

What happens if you trip and fall in the middle of the river and your waders start filling with water? Accidents happen all the time and the best defenses are knowledge and preparation. This month’s presentation by Michael will cover the best methods to prevent the most common potential accidents that can occur on a fishing excursion.

Whether you’re on your local stream or back in the woods at a distant blue line, you’ll learn how to respond safely and calmly to incidents so you can get back to your passion of fishing, trying to net the one that got away. More importantly, the information Michael provides may get you back home safely.

– Alan Burrows



Monthly Chapter Meetings

Time and Day: 7:00 PM, Third Wednesday except June, July, August and December
Place: Margaret Schweinhaut Senior Center, 1000 Forest Glen Road, Silver Spring, MD 20901
DIRECTIONS TO THE SENIOR CENTER
From Capitol Beltway: North on Georgia Avenue (Rte. 97). First Right on Forest Glen Road,
then go past Holy Cross Hospital and across Sligo Creek Parkway. The Center is on the right.

Visit our website: www.pptu.org

OFFICERS and DIRECTORS 2016 – 2017

President: Bob O'Donnell: 410-733-0638
Past-President: Dennis Covert: 410-740-8337
Vice-President: Alan Burrows: 443-610-7850
Treasurer: Ken Bowyer: 301-627-7154
Secretary: Lou Reichel: 410-730-5150
Directors: Rachel Dagovitz: 202-468-9653
Patrick Masler 240-381-3054
Bob Kaiser 240-401-8927
Chuq Yang: 202-670-2487

Committee Chairs:

Fundraising: Bruce Eberle 301-854-3142
Forum Moderator: Vacant
Librarian: Lou Reichel 410-730-5150
Mentor Program: Ken Bowyer 301-627-7154
Membership Secretary: Rachel Dagovitz: 202-468-9653
Conservationist Editor: Bob O'Donnell 410-733-0638
Outings: Rob Shane: 614-371-3270
Speakers Program: Alan Burrows 443-610-7850
Conservation Advocacy: Jim Keil 301-588-8375
Project Healing Waters: Larry Vawter 410-750-8264
Carl Smolka 301-929-1365
Publicity: Bob O'Donnell 410-733-0638
Raffles: Bob Kaiser 240-401-8927
Refreshments: Rodger Johnson 301-275-2593
Trout in the Classroom: Alan Burrows 443-610-7850
Chuck Dinkel 301-401-5066
Water Quality: Carl Smolka 301-929-1365
Webmaster: Ken Bowyer 301-627-7154
Steve Fletcher 301-345-4148
Youth Program: Chuq Yang 202-257-5758

Stream Committees:

Paint Branch: Joe Robinson 301-565-3267
Northwest Branch: Joe Robinson 301-565-3267
Middle Patuxent: Alan Burrows 443-610-7850
Patuxent: Jay Sheppard 301-725-5559

Mid Atlantic Council Delegates:

Alan Burrows 443-610-7850
Bob Dietz 301-854-6893
Jim Greene 301-652-3848
Marc Hutzell 240-499-4945
Bob O'Donnell 410-733-0638
Lou Reichel 410-730-5150
Carl Smolka 301-929-1365
Secretary: Nick Weber 301-774-2806



Presidents' Column - Bob O'Donnell

The flowers are out, trees are in full bloom, the sun is shining and there are trout rising to a flotilla of flies drifting lazily down the river. What more could you want? Get out there and fish!

There is some serious fishing action going on right now. From numerous sources, this has been one of the best shad runs Maryland and DC has seen in several years. Hopefully you'll get a chance to taste the action down at Fletcher's Boathouse where reports of 100 fish days have been rolling in. TU's own president and CEO Chris Wood couldn't resist the rumors and was seen recently in one Fletcher's rowboats battling the shad.

Several of our local streams have shad running up them as well. You may want to check out Deer Creek, the Patapsco, and several other small streams that connect to the Chesapeake, you may be surprised at what you might find. Additionally, there are a few reports of Snakeheads beginning to work their way up the creeks as well and don't forget, if you catch one kill it and keep it. I hear they taste great. If I get one this year I'll be sure to let you know AND post photos of the event.

Our stocked fish are just starting to figure out what's food and what's not. They'll be eager to chase your flies and chasing a few stockers down is a good start to shaking off the early season jitters and working up your reaction time and fighting skills. Camera skills as well... remember to keep em' wet.

The fly flotillas have already kicked in. With the change in season and early warm weather come the bugs rolling off the water. If you're not sure what you're looking at just try to match the size and color and if that's not working, drop in your local fly shop. The shops almost always have a listing of what flies you can expect to see and the various sizes. Additionally, they'll have a good selection of those flies waiting for you at the counter so you can match the hatch and fool those fish.

If you still feel a little lost, most shops offer guide services where some one-on-one instruction will make you feel more confident and help put you in the zone. Don't forget your own chapter has our "Mentor Program" where you can do the same one-on-one thing on stream with our own instructor and it's a good deal for your wallet. Don't be shy about asking other members or friends for some help as well. It's fun to share the knowledge and pass it down to others and that's what makes a fishing trip all that much more enjoyable.

So grab your gear, look over your fly box, drop by a fly shop if you need to or pester one of your buddies for a handful of tied flies for your local waters and get out there and fish. And please – take photos to share with your chapter members. We all love a good fish story, especially one with pictures.


Tight lines!


Bob O'Donnell
President, PPTU

PPTU Mentor Program Beginners & Beyond

Ken Bowyer provides one-on-one streamside fly fishing instruction to PPTU members. Participants must show commitment by having waders or hip boots, a rod and reel outfit, and leader. Discussions will include equipment, knots, casting, flies, dry fly and nymphing techniques, entomology, reading water, conservation, etc. at nearby streams. Instruction will be tailored to individual needs. Members who have not made an **Annual Supporting Contribution (ASC)** will be asked to contribute \$20.



Contact Ken at 301-627-7154 or by E-mail:
kenbowyer@verizon.net 



Tackle and Tactic Tips - Jay Sheppard

This first paragraph will be brief fishing tips that apply in a general way but may not in very specific cases. So use them with a little caution and willingness to alter your tactics to some other choices. When the waters are high or off color, try using larger and darker flies either on the surface or below; when the water is low and clear, use smaller flies and consider lighter colors. Try dark flies on dark days and light flies on bright days. Individual mayfly species emerge for only a short period and are often later replaced by related species; these species groups tend to start large and dark and get progressively lighter and smaller as summer arrives. Darker species of mayflies tend to hatch in the middle of the day, lighter colored species towards early morning or evening. Go subsurface if you see no surface activity. Try to capture what is actually hatching and look for more than one kind to be active at the same time; match fly selection to what is most common, not what is the largest.



One of the more frequent concerns of beginning fly fishers is how to select tippets and match them to the fly size to achieve the desired presentation. Tippet selection is most important. A mediocre fly that is presented well can often get fish to strike, but the best pattern presented very poorly will usually not do the job. Many experienced anglers consider presentation to be 70–85% of the problem in catching fish, while fly selection is the remaining issue. There are a few factors to consider in choosing the size (diameter) of the tippet. We usually start with the "rule of 3" where we divide the size of the fly by 3 and choose the tippet based upon the result (e.g., #18 fly = 6X). That usually works well. We must remember that the actual connection knot at the fly is what will allow it



to "act natural" in the currents. A heavy tippet will dictate the motion of the fly more than a lighter (thinner) tippet.

For a given fly, the longer the tippet the less chance it will turn over and land straight out on the water at the end of the cast. This is usually best for dry flies where we want a lot of slack in the form of "S" bends and loops in the tippet section. Conversely, for that same fly, a short tippet causes the leader and tippet to turn over, and a direct connection to the fly is maintained. This is usually how we fish such attractors as woolly buggers, streamers and soft hackle wets. So, if the fly is turning over but you want lots of "S" bends and loops, lengthen the tippet section, and vice versa. Wind resistant flies may take a heavier or shorter tippet than a fly of the same size that is not as wind resistant. For dries, I usually prefer a very long tippet (~40"), while for streamers and similar actively fished flies I like short tippets (~20"); nymph tippets are usually intermediate. Watch your tippet!



As warmer weather arrives, so do the mosquitos and sunburn. Virtually all lotions, sprays and similar items have "inert solvents" and other chemicals that can totally ruin a fly line coating. To avoid premature aging of a fly line from these chemicals, NEVER apply any compound to the palms of your hands. Instead, apply it to the back of your hand and rub it on your face, neck and other places where you cannot spray or squeeze such materials. Consider the use of stick insect repellents—they do not run or get into the wrong places. Many new fly lines are more resistant to these chemicals, but why take the chance with a \$100 fly line? Have a great year fishing.

If you spot poaching please place a call to the

Catch a Poacher Hotline
At
1-800-635-6124



Add this number to your cell phone contact list!

Patuxent Report **- Jay Sheppard**

The Patuxent tailwater below Brighton Dam should fish well this spring. Lots of trout (1500) were stocked. Best and most popular access is from the Haviland Mill parking lot on the Howard County side of the bridge. One can hike and fish clear up to the dam or fish downstream to just past the mouth of the Hawlings. There is a small public fishing area just upstream of Mink Hollow, too. A private—no trespassing section starts a couple hundred yards downstream of the Hawlings and stops several hundred yards upstream of Mink Hollow. Watch for the signs.

The Middle Patuxent Delayed Harvest section officially goes to 2/day and use of bait on June 1. I have heard reports of bait fishers already pounding that section, but the presence of more law-abiding fishers will help curtail that problem more than anything. We have also gained a pair of professional fish harvesters who do not have a creel limit nor use bait or flies on the river. A pair of Bald Eagles has built their enormous nest several hundred yards back from the north side of the river between Eden Brook and Sweet Hour—it is still very hard to see the nest from the nearest trail. So do not be surprised to see an adult eagle flying up or down the river!



The upper Special Regulation Area on the upper Patuxent above Route 97 should do well into early summer. Fish the log jams and deep pools and runs. A light Cahill #14 or even #12 has always been a good choice in the spring for me.

“If fishing is religion, fly fishing is high church.

~ Tom Brokaw

TIC Release in Full Swing - Alan Burrows

We can always use TIC volunteers in both Montgomery County and Howard County for trout releases. For anyone interested, the schedule is on the PPTU web site and I would be happy to send you an email with the calendar.

aburrows53@gmail.com

May release dates are below:

May

- 1st – Wood Middle School
- 3rd – Barnsville School
- 5th – Redland Middle School
- 11th – Westbrook Elementary
- 12th – Julius West Middle School
- 15th – Cabin John Middle School
- 18th – MLK Middle School
- 19th – Westland Middle School
- 22nd – Gaithersburg Middle School
- 24th – Kingsville Middle School
- 25th – Hoover Middle School
- 26th – North Bethesda Middle School
- 30th – Ridgeview Middle School
- 31st – Hallie Wells Middle School



PPTU Beer Tie - PPTU

Every 2nd Monday of each month. Old Line Wine Spirits and Bistro is our host. Stop by and check us out and try your hand at fly tying. We always have an extra vice and tools available for the curious.

Old Line Fine Wine,
Spirits and Bistro
11011 Baltimore Ave.
Beltsville, MD 20705



<http://www.oldlinewine.com/>

Shop Amazon Smile! - PPTU

Don't forget to shop Amazon Smile! Add the *Potomac-Patuxent Chapter* as your charity of choice to your Amazon account. If your company purchases through Amazon, ask them to help support us as well. Its free money to the chapter.



Savage River Campout - PPTU Board

For those looking to get out, fish and have a bit of an adventure, the PPTU annual campout is coming up soon. Mark your calendars for May 19-21st.

Join us out in Western Maryland for what should be a beautiful May weekend loaded with springtime scenery and hungry trout. And if you

show up hungry, there's always plenty of food. Of course, bring your own steaks or other camp chow to cook out. If we're lucky someone will bring chili.



This is always a fun time so make an effort to get out there with us. We're once again staking our claim under the Monroe Run Pavilion inside Big Run State Park. More info on the campout, including possible fly selections, can be found on the PPTU web site.

Tri-State Conservation & Fishing Camp - George Gaines

Sunday, June 25 to Friday, June 30, 2017 at Graves' Mountain Lodge - Syria, Virginia, you can be one of 24 high school students, both male and female, who will spend most of six days outdoors experiencing mountain streams, fishing and learning about stream environments.

You will learn about successful and responsible fishing, conservation, stream life and restoration, wildlife, outdoor skills, team challenges, leadership, and lots more, all while having fun. You'll enjoy delicious generous meals and snacks, and sleeping in modern lodge facilities overlooking the Shenandoah mountains and valleys. (You need to be in the 8th, 9th, 10th, or 11th grade now, or will be 13 years old by the first day of camp.)



You don't need any special experience or equipment—the Camp can provide it. All you need

is to be interested and want to attend. The cost of the six-day, five-night Camp is \$850. We provide full or partial funding for any camper who requests sponsorship to attend the Camp. We hope to see you in June!


Visit the Camp website at tucamp.org for additional information. To assist with camper recruitment, volunteer to work at Camp, or to make a donation contact: Executive Director George Gaines at gaines@tucamp.org or 202-904-3547, or Director Paul Kearney at kearney@tucamp.org or 540-229-0563.

2017 Rivers Conservation and Fly Fishing Youth Camp

Sunday through Friday, June 18-23, 2017
Messiah College, Grantham, PA

The Cumberland Valley chapter of Trout Unlimited is hosting the 23rd Rivers Conservation and Fly Fishing Youth Camp.

Camp is limited to boys and girls between 14 and 17. If you would like to have fun, work hard, and engage in a unique experience, get your application in early. Up to 32 students will be selected to attend. We look forward to receiving your application.



While at camp, our students will engage in a variety of activities including fly fishing, instruction both in the classroom and outdoors, fly tying, and building a habitat structure. They will develop an understanding of what conservation is about while enjoying nature and fly fishing. Our goal is to instill within the next generation a love for the outdoors while giving them the skills to protect our natural resources. <http://www.riverscamp.com/>

Join in to Help Launch the Maryland Chapter of the Mayfly Project - Rachel Dagovitz

The Mayfly Project has come to Maryland! The Mayfly Project is a 501(c)(3) organization that uses fly fishing as a catalyst to mentor children in foster care. The mission is to build relationships with children in foster care through fly fishing and introduce them to their local water ecosystems, with a hope that connecting them to a rewarding hobby will provide an opportunity for foster children to have fun, feel supported, and develop a meaningful connection with the outdoors.

Mayfly Project Activities

Teaching kids the basics of fly fishing is the goal of the program - casting, knot tying, fly tying, etc. Every kid is different, but the goal is to have kids be able to continue fishing after their mentorship is complete. An example of a typical activities include:

1. Casting lessons and tying a simple fly, while spending time with the kids, getting to know them.
2. Casting lessons and fishing on a nearby stream or pond.
3. Knot tying and fishing at a new location
4. Wrap up six month session with a special outing or possibly an overnight trip.

How to get Involved?

Mentors - As a mentor, you will join a group where we collectively plan and implement the outings, usually monthly. You don't have to participate in all the outings, but we ask that you generally be available to participate in the planning meetings and some outings.

Monetary donations – Mentors are reimbursed for costs, so the monetary donations are useful for operational costs.

Used gear – We need gently used gear such as boots, waders, rods and reels.

We now have a good foundation of mentors and have launched the Maryland Chapter. There is still time to join our chapter and participate this year. First outing is in June. For more information about the Mayfly Project, visit www.themayflyproject.com

For information about joining the Maryland Chapter of the Mayfly Project or making a donation to our chapter, contact Rachel Dagovitz,



racheldagovitz@hotmail.com, 202.468.9653.

Patuxent River Cleanup - Bruce Eberle

The Patuxent Riverkeeper organizes an annual cleanup of the entire Patuxent River from Western Howard County all the way to the Bay in St. Marys County. Nick Weber coordinated with Fred Tutman, the Patuxent Riverkeeper to cleanup two areas along the Middle Patuxent River in Howard County.



A bunch of intrepid PPTUer's met the morning on April Fool's Day to accomplish a very unfoolish thing. Rodger Johnson, Bob O'Donnell, Bruce Eberle and Karan Singh, and Karan's son Kiran collected and bagged over 700 pounds of trash and recyclables. Most of the materials were tree tubes that had been used to protect the tree that the PPTU Chapter planted in the area a few years ago. In addition, there were a large number of wooden stakes used to support the tubes. The team separated trash from items like the stakes that could be recycled and bagged them for collection and disposal. Nick

arranged for Montgomery County to pick up and reuse the tree tubes.

In addition, the parking lot at Haviland Mill Road and another along Mink Hollow Road were also cleaned up. In addition to the odd bait box, there were a pile of shingles and numerous beverage containers.

New Fly Boxes! - Lou Reichel

A new assortment of fly boxes are available for purchase. These fly boxes are manufactured by River Traditions and each box has TU logo and Potomac-Patuxent Chapter etched on it.

Medium Fly Box \$15.00

Double sided fly box, with clear plastic lids, sealed with gasket, micro-slit foam to hold over 150 flies. 4" wide x 6" long x 1 3/4" high.

Small Fly Box \$12.00

Double sided fly box, with clear plastic lids, sealed with gasket, micro-slit foam to hold over 100 flies, with lanyard. This box is 2.75" wide x 3.75" long x 1.75" high.



Trout Stocking - Bruce Eberle

Six hardy souls braved a wonderfully sunny day in late March to Transport about 600 rainbow trout from a DNR Hatchery truck to the Middle Patuxent

River. Jay Sheppard organized and coordinated the event. After car pooling from the parking lot at Haviland Mill Road, we met the DNR truck at the



Brighton Dam. Trout were carried down to the river and placed in release baskets. Under the able direction of Bob Kaiser, the crew consisting of Greg Sholly, Jason St.Clair, Tim Wolleram, and Bruce Eberle, trekked on down the river. Periodically, a member would release about 10-12 fish in a pool after the rest had passed. Angler alert: most of the trout were released downstream of the Girl Scout Camp. There were numerous tree falls encountered along the river and some might require attention. None were lost nor forced to swim – teamwork prevailed. We noted continued erosion of the banks and subsequent muddy sediment in some sections.

The entire stocking work was completed in less than three hours from putting on chest waders to taking them off and heading home. This was the last stocking of the season. It was an enjoyable day on the stream and I encourage you to get your name on Jay's list and try it next time. Jay can be reached at: jaymsheppard95@gmail.com.

Allenberry Update - Bob Kaiser

For those of you that trek to PA to fish, a recent news article will fill you in on all the changes being made to the Allenberry Playhouse and the Yellow Breeches Creek. This Harrisburg Patriot News article summarizes updates, plans for fly fishing, creek restoration, and outdoor sports, with lots of pics. http://www.pennlive.com/life/2017/04/allenberry_renovations.html#incart_river_home



And here is a little bit more on fishing the Yellow Breeches from Penn Live.

http://www.pennlive.com/life/2017/04/allenberry_fishing_yellow_bree.html#incart_river_home

September Chapter Meeting Invite - Alan Burrows

Our September meeting speaker series will be “What I did on my vacation” If you are planning a trip this year between now and the September meeting, let me know and take lots of pictures! So far, we have Bob Kaiser in Scotland, Alan and Bob at the West Branch Angler, PPTU members going to Yellowstone and Alan fishing in Ireland. I’m sure that Bob Dietz will be going someplace and, as I recall, Charlie Gelso has already been south of the equator and might share a few pictures with us. So get those photos and fish tales ready!

For Sale! - PPTU Board

We are going to start posting sale items for our members. If you looking for a good deal on both new and gently used equipment this might be for you. Our friends at Free State Fly Fishers recently posted this fly fishing outfit:



WW Grigg fly rod and Martin Classic reel combo. Fly rod is 6wt and reel is rated 5/6. Like new condition - \$60.00.

Photos in the For Sale section of the site.

<http://fs-ff.com/index.php/for-sale/>

And PPTU has 2 brand new reels for sale that would make great backup/emergency gear or a solid buy for the new fly fisherman. Hey, you can’t go wrong for \$20. If interested please email the editor at: TroutWrangler@Yahoo.com



One Minute Fly Tying Tips - Orvis

Orvis provides a great resource for both new and experienced anglers on it’s How To Fly Fish website. Here both new and advanced anglers will find a wealth of information available encompassing both fishing and fly tying.

The video lessons for one-on-one basic fly fishing is here: <http://howtoflyfish.orvis.com/video-lessons/chapter-one-the-basics-of-fly-fishing>

And their relatively new one minute fly tying tips is available here: <http://howtoflyfish.orvis.com/one-minute-fly-tying-tips>

Check the sites out! I think you’ll enjoy them and want to bookmark them for future access.

Last Cast and Long Distance Release - Bob O'Donnell

Well, its been a fun run but my time as president has finally come to an end. With the May meeting comes changes to the board and the chapter representatives filling several key positions. For president, Alan Burrows will assume the reigns and take over as your new chapter president. I wish Alan well and will continue to support the chapter as much as I can.

I spent a bit of time on the PPTU board as a director and then publications chair before signing up for the VP position when Jim Robinson took over as president. I figured I had a good while to learn the ropes and to be honest, wasn't always paying attention to the meeting details. When Jim suddenly died I got thrust right into the president role without really being ready for it. That was almost three years ago to the day during May of 2014.

Carl Smolka constantly joked with me about being "president for life". Well, I'll tell you, some days seemed like it. There was a steep learning curve to get through and I'm actually still learning after all the time that has passed.

Its been a pleasure being surrounded by so many good people with the various skills they bring to the table. The board could use a few more. If anyone is interested drop us a line. In reality, most jobs only take a few hours of your time to perform and you'll be doing your chapter a favor. If you're interested just see any of the board members or email us.

I want to thank all the chapter members for their support and council over the years and I have enjoyed the pleasure of your company from greeting you at our meetings to fishing with many of you at the chapter outings. I can only hope during my "extended stay" as president that I've had a positive impact on the chapter. Thank you one and all.

Tight Lines,
Bob O'Donnell

Members Catch - TroutWrangler

Based on the number of postings and photos that have been pouring in, you guys have certainly welcomed the Spring calling and are fishing up a storm across the state. With so many photos I needed an extra column to make room. Check these out!





Contributions should be sent to the Editor as plain text in an email or as an MS Word.doc attachment. The deadline for submissions is the twelfth (12th) day of the month prior to the month of publication.

Editor: Trout Wrangler
Phone: 410-733-0638
Email: TroutWrangler@Yahoo.com



Sulpher Emerger

They're coming! Better get ready for them. Sulpher nymphs don't swim all that well. So when it's time to emerge, their rise to the surface creates a smorgasbord for trout.

<http://www.orvis.com/news/fly-fishing/video-how-to-tie-a-sulphur-emerger/>



Return Address:
Potomac-Patuxent Chapter TU
P.O. Box 2865
Wheaton, MD 20915